

Animal Sound Jamboree

Traditional Tune Adaptation, Additional Words, and Ukulele Chords by ELEG for SBWE

Create a collection of animal sounds from any source you can think of (toys, instruments, recordings, or just voice).

Get volunteers, pass out animal sounds (pick them out of a hat?). Line kids up so you can see them. Each animal sound gets a verse, then the third line of the song repeats tune, accumulating the animal sounds as you go.

Or you could just give each animal sound its own verse and repeat them all at the end.

Last verse, everyone plays all at once in the jamboree.

Any kid not playing an animal sound is a Birdie along with me!

First note is C


Verse 1

C
I heard a birdie and the birdie pleased me

G
I heard the birdie at the Jamboree

C
I heard the birdie go

C
Tweedle dee tweedle dee dee



Verse 2 - X



C
I heard a [animal] and the [animal] pleased me

G
I heard the [animal] at the jamboree

C
I heard the [animal] go [sound of the animal]
(repeat for each silly instrument)

C
I heard the birdie go

C
Tweedle dee tweedle dee dee



Last Verse:

I heard the animals and the animals pleased me...