



# Five Green and Speckled Frogs




Assembled by Sing Books with Emily

# Five Green and Speckled Frogs

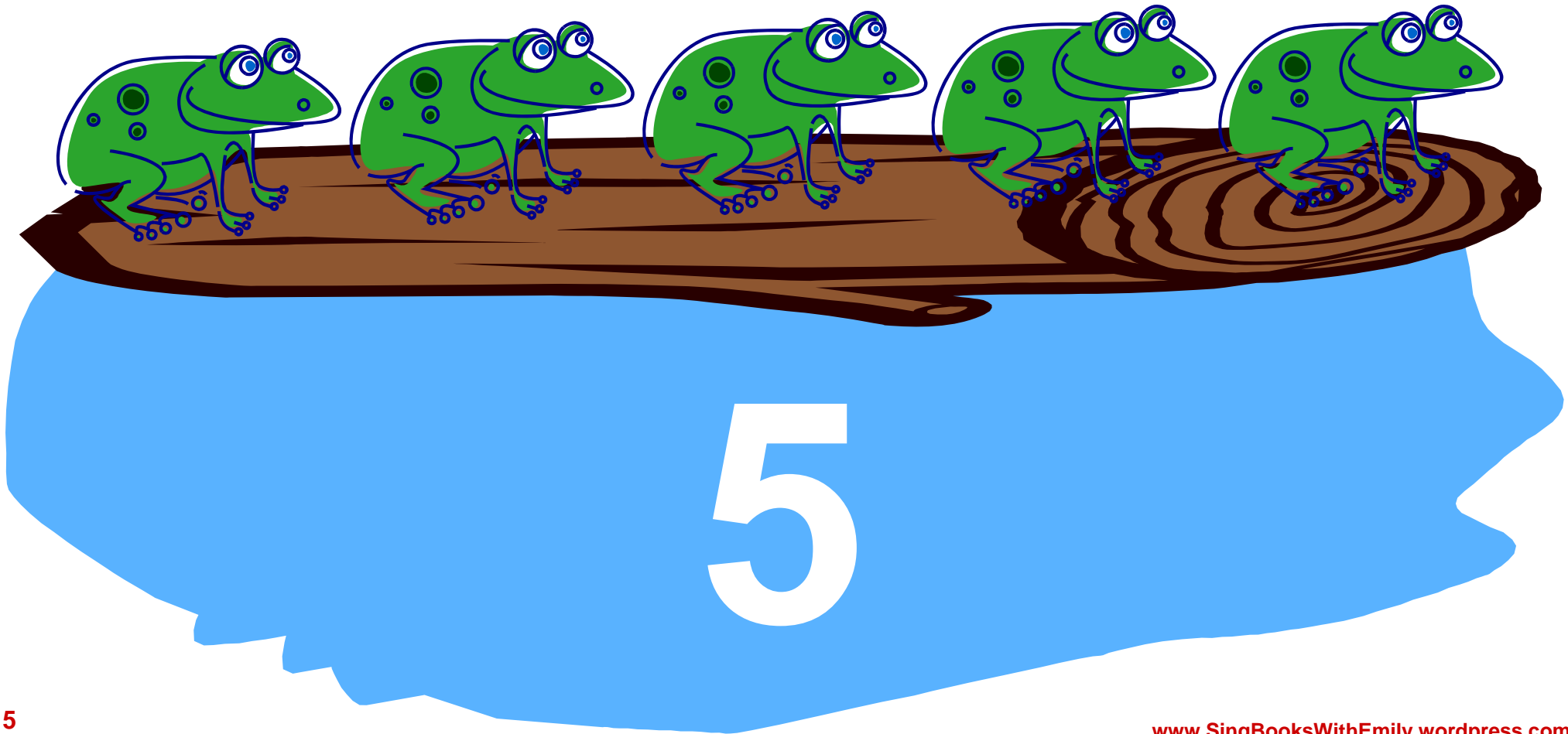


Assembled by Sing Books with Emily




# Five Green and Speckled Frogs

5 green and speckled frogs  
Sat on a speckled log  
Eating some most delicious bugs  
One jumped into the pool  
Where it was nice and cool  
Then there were 4 green speckled frogs




4 green and speckled frogs  
Sat on a speckled log  
Eating some most delicious bugs  
One jumped into the pool  
Where it was nice and cool  
Then there were 3 green speckled frogs



3 green and speckled frogs  
Sat on a speckled log  
Eating some most delicious bugs  
One jumped into the pool  
Where it was nice and cool  
Then there were 2 green speckled frogs

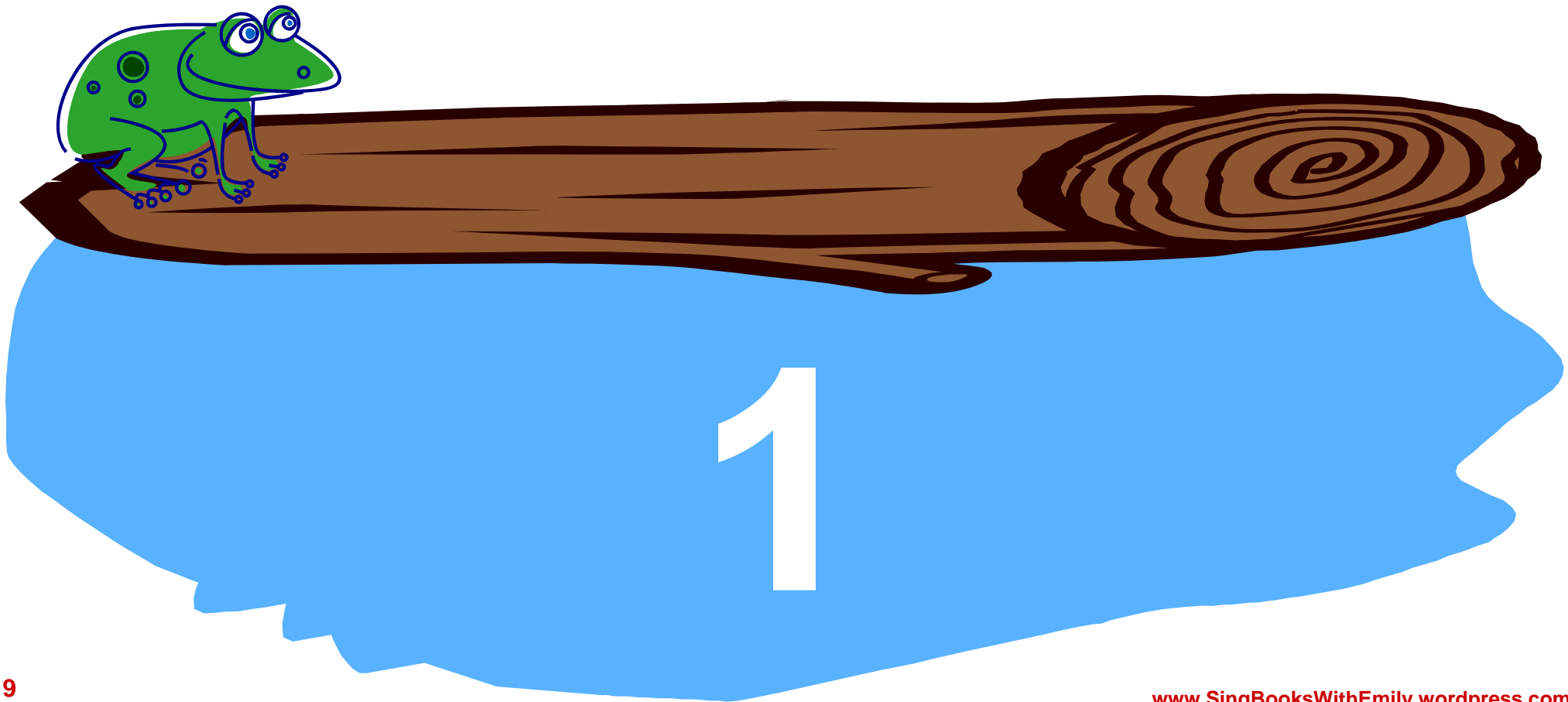


2 green and speckled frogs  
Sat on a speckled log  
Eating some most delicious bugs  
One jumped into the pool  
Where it was nice and cool  
Then there were 1 green speckled frogs







1 green and speckled frog  
Sat on a speckled log  
Eating some most delicious bugs  
One jumped into the pool  
Where it was nice an cool  
Then there were no green speckled frogs



No green and speckled frogs  
Sat on a speckled log  
Eating some most delicious bugs  
Zero jumped in the pool  
Where it was nice an cool  
So there were no green speckled frogs





5




4



3



2



1



0



# Five Green and Speckled Frogs

## Sing Books with Emily

### Instructions

- Print the pages
- Put p. 1 (front cover/title sheet) into the front clear pocket of a 3 ring binder
- Put p. 3 (back cover) into the back clear pocket of the 3 ring binder
- Use scissors to for p. 4 and cut out the sliver of paper with the title of the book on it and slip the sliver into the clear plastic side edge pocket of the 3 ringer binder so you can find the book on a shelf.
- Put each of the remaining pages in its own sheet protector
- Put all protected sheets, in order, into the 3 ring binder, except for the sheets with big blue numbers 0-5, put those into one of the inside pockets of the 3 ring binder
- To sing the song with a group of children, get 6 volunteers to stand up and hold each of the sheets with blue numbers. As you sing the song (flipping the pages as you sing), the child with the appropriate number will sit down after the lyric, “One Jumped into the pool.” For example, when you begin with 5 frogs on the log, the child holding the card with #5 on it will sit down when that frog jumps in the pool. Each child will sit down when his/her number is sung. When and the child with the log sits down, the song is over and everyone claps for what a great job all the volunteers did.
- HAVE FUN!